






IFSS World Championships and World Masters Dryland 2023

Ólvega - Soria - Spain - 20-26 november 2023

Official Result - FINAL - DR8 - 5,8km

Rank	Bib	Name	Nac	DID	Heat 1	Heat 2	Time	Gap	Avg km/h
1	506	MENCÁK Jiří		CZE1557	9:43.4 (1)	9:51.5 (1)	19:34.9	-	35,57
2	502	RUBIN Patrycja		POL2584	9:58.3 (3)	10:09.5 (2)	20:07.8	+ 32.9	34,60
3	505	RUIZ ORTE Javier		ESP2542	9:57.3 (2)	10:15.6 (3)	20:12.9	+ 38.0	34,46
4	503	DUPORT Cindy		FRA1984	10:23.6 (4)	10:36.2 (4)	20:59.8	+ 1:24.9	33,17
5	509	MAS AGOSTINHO Pedro Miguel		ESP3050	12:35.1 (6)	12:31.1 (5)	25:06.2	+ 5:31.3	27,73

No participantes (2)

DNS1	501	MØLMEN Sissel Wolf		NOR1824					
DNS1	507	PIÑOL VENTEO Ismael		ESP1340					

Abandonos (1)

DNF2	504	LASZLO Attila		HUN2627		2:50.4 (4)	10:39.6	32,68	
------	-----	---------------	--	---------	---	------------	---------	-------	--

Descalificado (1)

DSQ1	176	SCHOLZ SAEZ German		CHL2191		4:30.0 (26)	17:14.9	20,19	Time DQ
------	-----	--------------------	--	---------	---	-------------	---------	-------	---------

IFSS World Championships and World Masters Dryland 2023

Ólvega - Soria - Spain - 20-26 november 2023

Official Result - FINAL - DR6 - 5,8 km

Rank	Bib	Name	Nac	DID	Heat 1	Heat 2	Time	Gap	Avg km/h
1	489	BÁNOCI Jaroslav		SVK2686	9:39.0 (1)	9:46.6 (1)	19:25.6	-	35,85
2	488	VRTĚL Martin		CZE1574	10:14.6 (4)	10:06.3 (2)	20:20.9	+ 55.3	34,23
3	484	KOTLIŇSKI Krystian		POL3156	10:13.3 (3)	10:20.4 (4)	20:33.7	+ 1:08.1	33,87
4	485	COUVELARD Dominique		FRA1426	10:20.2 (5)	10:13.7 (3)	20:33.9	+ 1:08.3	33,87
5	486	GARCÍA SANZ Jorge		ESP1337	10:22.7 (6)	10:26.3 (6)	20:49.0	+ 1:23.4	33,43
6	487	RUÍZ SÁNCHEZ Tomás		ESP2900	10:35.9 (8)	10:24.4 (5)	21:00.3	+ 1:34.7	33,14
7	492	JAEGER Dirk		DEU3133	10:35.0 (7)	10:45.1 (8)	21:20.1	+ 1:54.5	32,63
8	494	STEINER Thomas		CHE2111	10:42.2 (10)	10:39.5 (7)	21:21.7	+ 1:56.1	32,60
9	491	JULIEN Pierre		FRA1449	10:36.8 (9)	11:03.9 (10)	21:40.7	+ 2:15.1	32,12
10	498	ALEMANNO SÁNCHEZ Fc Javier		ESP1350	11:23.9 (12)	10:59.8 (9)	22:23.7	+ 2:58.1	31,09
11	496	ALONSO PEDROSA Roberto		ESP2435	11:12.2 (11)	11:13.7 (11)	22:25.9	+ 3:00.3	31,05
12	495	MARTÍNEZ GONZALEZ Jesús		ESP1121	12:15.8 (13)	11:31.4 (12)	23:47.2	+ 4:21.6	29,26
13	483	BOCOCK Daniel		USA2107	9:56.5 (2)	14:09.3 (13)	24:05.8	+ 4:40.2	28,90

Abandonos (1)

DNF1 490 BOMBARDIERI Giuseppe ITA1577 DNF

No participantes (4)

DNS1 493 RAMIREZ Fernando USA2853

DNS1 497 WINZIG Barbara DEU2490

DNS1 499 BEDNAR Markéta CHE2431

DNS1 500 ZWEIGER Mark DEU2893

IFSS World Championships and World Masters Dryland 2023

Ólvega - Soria - Spain - 20-26 november 2023

Official Result - FINAL - DR4 - 5,8 km

Rank	Bib	Name	Nac	DID	Heat 1	Heat 2	Time	Gap	Avg km/m
1	457	DRÁBIK Andrej		SVK1410	9:38.5 (1)	9:59.4 (2)	19:37.9	-	35,48
2	458	TRACZ Igor		POL1507	10:03.0 (2)	9:55.3 (1)	19:58.3	+ 20.4	34,86
3	469	STEEB Ursula		DEU1377	10:23.1 (4)	10:02.2 (3)	20:25.3	+ 47.4	34,09
4	451	PULLIN Vickie		GBR1199	10:20.2 (3)	10:06.5 (4)	20:26.7	+ 48.8	34,06
5	454	SCHLICHTING Noel		FRA1484	10:39.7 (5)	10:21.2 (5)	21:00.9	+ 1:23.0	33,14
6	462	SCHMALZBAUER Pia		DEU2476	10:53.0 (6)	10:27.8 (6)	21:20.8	+ 1:42.9	32,63
7	466	MALOISEL Cedric		FRA2645	11:06.8 (11)	10:43.0 (8)	21:49.8	+ 2:11.9	31,90
8	460	TOBIÁŠEK Michal		CZE1573	10:53.6 (7)	10:58.7 (10)	21:52.3	+ 2:14.4	31,83
9	463	DUBAT Hugo		FRA3170	11:16.0 (13)	10:36.7 (7)	21:52.7	+ 2:14.8	31,83
10	467	LATHOUD Remy		FRA1900	11:22.4 (14)	10:47.9 (9)	22:10.3	+ 2:32.4	31,40
11	452	ALMAGRO LÓPEZ Jose Ignacio		ESP2434	11:07.1 (12)	11:04.3 (12)	22:11.4	+ 2:33.5	31,37
12	456	VOPAT Ladislav		CZE1567	10:54.8 (8)	11:33.5 (14)	22:28.3	+ 2:50.4	30,98
13	455	AMMANN Lukas		CHE1709	11:30.0 (16)	11:01.5 (11)	22:31.5	+ 2:53.6	30,91
14	450	CAPEZZONE Chiara		ITA1578	11:23.9 (15)	11:10.4 (13)	22:34.3	+ 2:56.4	30,84
15	470	CASTILLO JUAN Álvaro		ESP3072	12:35.3 (17)	12:35.1 (15)	25:10.4	+ 5:32.5	27,66
16	465	MILFORD Trevor		GBR1624	13:05.2 (18)	12:41.1 (16)	25:46.3	+ 6:08.4	27,01

No participantes (5)

DNS1	453	RAMIREZ Fernando		USA2853					
DNS1	459	HAVENAAR Niels		NLD1060					
DNS1	468	MUÑOZ MUÑOZ Oscar		ESP2550					
DNS1	471	LAMBERTZ Tamara		DEU2464					
DNS2	464	PIETRUSIAK Patryk		POL3154		10:56.2		31,83	

Abandonos (1)

DNF2	461	MARTIN LÓPEZ Javier		ESP2348		10:55.6		31,88	
------	-----	---------------------	--	---------	--	---------	--	-------	--

IFSS World Championships and World Masters Dryland 2023

Ólvega - Soria - Spain - 20-26 november 2023

Official Result - FINAL - DR4 RNB - 5,8 km

Rank	Bib	Name	Nac	DID	Heat 1	Heat 2	Time	Gap	Avg km/h
1	474	PULLIN Vickie		GBR1199	11:57.0 (1)	12:17.0 (1)	24:14.0	-	28,72
2	479	ZELANDER Björn		SWE1131	12:50.0 (2)	12:36.7 (2)	25:26.7	+ 1:12.7	27,37
3	477	GRANQVIST Malin		SWE1194	12:52.2 (3)	13:18.9 (6)	26:11.1	+ 1:57.1	26,58
4	473	JANSSON Annika		SWE1125	13:14.1 (5)	13:05.0 (3)	26:19.1	+ 2:05.1	26,45
5	478	KLEPADLO Ronald		USA2547	13:04.8 (4)	13:19.9 (7)	26:24.7	+ 2:10.7	26,36
6	472	MARTINEZ SONSONA Lazaro		ESP1326	13:36.5 (6)	13:10.9 (4)	26:47.4	+ 2:33.4	25,99
7	475	GRELO Alexandre		FRA3172	13:37.4 (7)	13:16.7 (5)	26:54.1	+ 2:40.1	25,87
8	482	TALANCO HEREDA Francisco Javier		ESP1334	13:56.2 (8)	13:29.8 (8)	27:26.0	+ 3:12.0	25,37
9	481	SEGARRA SANCHEZ Jose Ramón		ESP3079	14:38.1 (9)	14:13.1 (9)	28:51.2	+ 4:37.2	24,12
10	476	VAILLANT Christophe		FRA1492	16:24.2 (10)	16:02.6 (10)	32:26.8	+ 8:12.8	21,46

No participantes (1)

DNS1 480 MARTÍN MARTÍN Juan ESP3078

IFSS World Championships and World Masters Dryland 2023

Ólvega - Soria - Spain - 20-26 november 2023

Official Result - FINAL - DS2 - 5,8 km

Rank	Bib	Name	Nac	DID	Heat 1	Heat 2	Time	Gap	Avg km/h
1	424	VANČURA Václav	CZE	CZE1565	9:35.5 (1)	9:40.3 (1)	19:15.8	-	36,16
2	411	NAVRÁTILOVÁ Veronik	CZE	CZE1568	9:47.7 (2)	9:49.6 (2)	19:37.3	+ 21.5	35,48
3	403	PAJAŃ Zuzanna	POL	POL1806	9:56.5 (3)	9:49.9 (3)	19:46.4	+ 30.6	35,21
4	432	SEDÍLEK Branislav	SVK	SVK2688	9:59.7 (4)	9:52.7 (5)	19:52.4	+ 36.6	35,03
5	398	BAUM Niina	USA	USA1017	10:02.5 (5)	9:51.0 (4)	19:53.5	+ 37.7	35,00
6	394	HILLESTAD Andre Boys	NOR	NOR1244	10:03.6 (7)	9:56.5 (6)	20:00.1	+ 44.3	34,80
7	397	HANSEN Anne Sofie	SWE	SWE2316	10:09.5 (10)	10:02.2 (7)	20:11.7	+ 55.9	34,48
8	405	ŽENÍŠEK Michal	CZE	CZE1558	10:06.0 (9)	10:06.7 (9)	20:12.7	+ 56.9	34,46
9	420	TOMÁŠKOVÁ Jana	CZE	CZE1832	10:15.4 (11)	10:03.3 (8)	20:18.7	+ 1:02.9	34,29
10	417	RÖNNBERG Ulf	SWE	SWE1144	10:04.2 (8)	10:15.9 (12)	20:20.1	+ 1:04.3	34,23
11	431	NIEMI Pekka	FIN	FIN1282	10:18.9 (12)	10:06.8 (10)	20:25.7	+ 1:09.9	34,09
12	419	PRESLES Tony	FRA	FRA1475	10:26.7 (17)	10:06.9 (11)	20:33.6	+ 1:17.8	33,87
13	422	LARSSON Sven-Olov	SWE	SWE1951	10:19.6 (14)	10:19.6 (13)	20:39.2	+ 1:23.4	33,70
14	392	CRETENAND Dominik	CHE	CHE1182	10:19.1 (13)	10:21.1 (14)	20:40.2	+ 1:24.4	33,68
15	395	ARTERO VILA Daniel	ESP	ESP2553	10:24.1 (16)	10:31.5 (17)	20:55.6	+ 1:39.8	33,27
16	396	BOURGOUIN Diana	FRA	FRA2630	10:33.8 (18)	10:29.0 (16)	21:02.8	+ 1:47.0	33,09
17	412	LAPPI Henna	FIN	FIN1302	10:35.9 (20)	10:32.7 (18)	21:08.6	+ 1:52.8	32,93
18	409	FLOR Annika	DEU	DEU2447	10:46.9 (21)	10:48.6 (20)	21:35.5	+ 2:19.7	32,25
19	441	DARDINIER Marie	FRA	FRA1427	11:00.2 (23)	10:44.2 (19)	21:44.4	+ 2:28.6	32,02
20	410	TREMBLAY Stephanie	CAN	CAN3032	11:00.6 (24)	10:53.4 (22)	21:54.0	+ 2:38.2	31,78
21	408	COLLINS Mandy	USA	USA3093	10:54.9 (22)	11:03.3 (25)	21:58.2	+ 2:42.4	31,68
22	400	CERANTOLA Mirco	ITA	ITA2768	11:07.3 (26)	10:56.8 (23)	22:04.1	+ 2:48.3	31,54
23	423	KASSING Brad	USA	USA1022	11:12.8 (29)	10:51.8 (21)	22:04.6	+ 2:48.8	31,54
24	421	PŮLPÁNOVÁ Viktorie	CZE	CZE2249	11:12.0 (28)	11:03.3 (26)	22:15.3	+ 2:59.5	31,28
25	404	BIL Marjolein	NLD	NLD1087	11:06.6 (25)	11:16.6 (29)	22:23.2	+ 3:07.4	31,09
26	433	ZUBLER Lena	CHE	CHE1167	11:27.3 (32)	10:57.8 (24)	22:25.1	+ 3:09.3	31,05
27	393	NOTKO Tuomas	FIN	FIN1306	11:57.1 (36)	10:28.7 (15)	22:25.8	+ 3:10.0	31,05
28	407	CHARMILLOT Thierry	CHE	CHE1710	11:21.8 (30)	11:06.5 (27)	22:28.3	+ 3:12.5	30,98
29	425	CARDONA HERNANDE	ESP	ESP2517	11:25.9 (31)	11:16.5 (28)	22:42.4	+ 3:26.6	30,66
30	402	JAKOB Konrad	CHL	CHL1005	11:48.2 (35)	11:29.5 (30)	23:17.7	+ 4:01.9	29,89
31	440	CABO SERRANO Moisé	ESP	ESP3060	12:01.7 (37)	11:36.4 (31)	23:38.1	+ 4:22.3	29,45
32	414	GONZALEZ Jon	ESP	ESP1349	11:33.3 (34)	12:22.7 (33)	23:56.0	+ 4:40.2	29,08
33	435	MARTÍNEZ REDONDO (ESP	ESP3039	12:42.5 (39)	12:19.2 (32)	25:01.7	+ 5:45.9	27,82
34	436	SANCHEZ Diego	ARG	ARG1015	12:38.8 (38)	12:38.5 (35)	25:17.3	+ 6:01.5	27,53
35	418	DELLA ROSA Marco	ITA	ITA2769	13:04.0 (40)	12:38.3 (34)	25:42.3	+ 6:26.5	27,08
36	437	CAMACHO Eilyn	GBR	GBR1689	13:14.4 (41)	13:08.3 (36)	26:22.7	+ 7:06.9	26,40
37	427	MENENDEZ SADORNIL	ESP	ESP2657	13:20.4 (42)	13:28.6 (37)	26:49.0	+ 7:33.2	25,95

Abandonos (2)

DNF1	416	KOTULA Łukasz	POL	POL3157	
DNF1	434	PHILIPPE Jeremy	FRA	FRA2303	

No participantes (13)

DNS1	390	GYSELINCK Stijn	BEL	BEL1388	
DNS1	399	DUČÁK Marcel	SVK	SVK2691	
DNS1	401	DAGUERRE Sylvain	CAN	CAN1696	
DNS1	426	KONVALINOVÁ Aneta	CZE	CZE1564	
DNS1	428	ŠTÍPALOVÁ Hana	CZE	CZE1554	
DNS1	429	VAN BRUSSEL Tim	BEL	BEL3150	
DNS1	430	KOPACZ Sebastien	FRA	FRA2296	
DNS1	442	LAMBERTZ Tamara	DEU	DEU2464	
DNS2	391	SMITH Richard	GBR	GBR2337	11:09.1
DNS2	406	SINDING-LARSEN Viktor	NOR	NOR1541	10:03.1
DNS2	413	SHEEHAN Melanie	GBR	GBR2363	11:33.0
DNS2	415	DRÁBIK Andrej	SVK	SVK1410	10:34.5
DNS2	439	ENGEN Sigurd Østerhagen	NOR	NOR1965	10:23.4







Descalificado (1)

DSQ1	438	SCHOLZ SAEZ German	CHL	CHL2191	19:11.1	Time DQ
------	-----	--------------------	-----	---------	---------	---------


IFSS World Championships and World Masters Dryland 2023

Ólvega - Soria - Spain - 20-26 november 2023

Official Result - FINAL - DS2 RNB - 5,8 km

Rank	Bib	Name	Nac	DID	Heat 1	Heat 2	Time	Gap	Avg km/h
1	445	ZELANDER Björn		SWE1131	7:34.0 (1)	12:41.8 (1)	20:15.8	-	28,74
2	448	GRANQVIST Malin		SWE1194	7:49.7 (2)	12:48.3 (2)	20:38.0	+ 22.2	28,21
3	447	HAEX Kristof		BEL1392	7:58.2 (3)	12:49.1 (3)	20:47.3	+ 31.5	28,00
4	444	SERAL REBLED Alfonso		ESP3077	8:08.8 (4)	13:13.3 (4)	21:22.1	+ 1:06.3	27,24
5	446	JANSSON Pär		SWE1126	8:14.9 (5)	13:28.2 (5)	21:43.1	+ 1:27.3	26,80
6	443	ONO-DIT-BIOT Floriane		CAN2619	9:43.9 (6)	18:57.8 (6)	28:41.7	+ 8:25.9	20,29

Abandonos (1)

DNF1 449 MARMANN Anna USA2263 

IFSS World Championships and World Masters Dryland 2023

Ólvega - Soria - Spain - 20-26 november 2023

Official Result - FINAL - TEAM RELAY

Rank	Bib	Name	Equipo	Nac	DID	Carrera	Time	Avg km/h
1. Czech Republic 0:26:06.2								
1	526-3	PISCHEK Pavel	Czech Republic		CZE1828	Bikejoring	0:07:48.2 (5°)	30,00
2	526-2	SPILKA Kryštof	Czech Republic		CZE1566	Scooter	0:08:21.0 (1°)	28,02
3	526-1	SVĚCHOTA Ondřej	Czech Republic		CZE2746	Canicross	0:09:56.8 (1°)	23,56
2. Norway 0:26:45.7								
1	534-3	SINDING-LARSEN Viktor	Norway		NOR1541	Bikejoring	0:07:25.6 (1°)	31,55
2	534-2	HILLESTAD Andre Boysen	Norway		NOR1244	Scooter	0:08:45.1 (2°)	26,74
3	534-1	OLAFSEN Baste Hannisdal	Norway		NOR2393	Canicross	0:10:34.9 (4°)	22,15
3. Spain 0:27:27.9								
1	531-3	CASTAÑO VICENTE Cesar	Spain		ESP3053	Bikejoring	0:07:31.5 (2°)	31,13
2	531-2	CORBACHO ZAMIS Jacobo	Spain		ESP2350	Scooter	0:08:46.7 (4°)	26,69
3	531-1	ISUSI SOBRINO Andoni	Spain		ESP2345	Canicross	0:11:09.6 (7°)	20,99
4. Canada 0:27:30.0								
1	528-3	LUSIGNAN Daniel	Canada		CAN1360	Bikejoring	0:07:37.5 (3°)	30,72
2	528-2	DAGUERRE Sylvain	Canada		CAN1696	Scooter	0:09:03.2 (5°)	25,86
3	528-1	GAGNON Olivier	Canada		CAN3030	Canicross	0:10:49.2 (5°)	21,63
5. Sweden 0:28:00.8								
1	523-3	PALMER Johan	Sweden		SWE2313	Bikejoring	0:07:41.7 (4°)	30,46
2	523-2	HANSEN Anne Sofie	Sweden		SWE2316	Scooter	0:08:46.6 (3°)	26,69
3	523-1	NÄSLUND Sanna	Sweden		SWE1135	Canicross	0:11:32.4 (9°)	20,29
6. France 0:28:31.5								
1	532-3	JOLY Samuel	France		FRA1448	Bikejoring	0:07:51.5 (6°)	29,81
2	532-2	DARDINIER Marie	France		FRA1427	Scooter	0:09:24.8 (6°)	24,89
3	532-1	LEAUTE Benjamin	France		FRA2643	Canicross	0:11:15.2 (8°)	20,80
7. Brazil 0:28:33.4								
1	524-3	FABRICIO DE OLIVEIRA Willian	Brazil		BRA1004	Bikejoring	0:08:03.1 (9°)	29,07
2	524-1	SILVA DE OLIVEIRA Matheus	Brazil		BRA1023	Canicross	0:10:01.3 (3°)	23,36
3	524-2	DA SILVA AZEVEDO Abner	Brazil		BRA1945	Scooter	0:10:28.9 (12°)	22,36
8. United States 0:28:34.7								
1	530-3	KASSING Brad	United States		USA1022	Bikejoring	0:07:54.1 (7°)	29,62
2	530-2	BAUM Niina	United States		USA1017	Scooter	0:09:33.6 (7°)	24,50
3	530-1	WEIS Nick	United States		USA1019	Canicross	0:11:07.0 (6°)	21,05
9. Great Britain 0:29:31.9								
1	525-3	PULLIN Vickie	Great Britain		GBR1199	Bikejoring	0:08:34.5 (10°)	27,32
2	525-1	ROBINSON Ben	Great Britain		GBR1198	Canicross	0:09:58.4 (2°)	23,48
3	525-2	CAMACHO Ellyn	Great Britain		GBR1689	Scooter	0:10:58.9 (13°)	21,34
10. Finland 0:31:20.3								
1	533-3	RASTAS Ari	Finland		FIN3188	Bikejoring	0:07:57.6 (8°)	29,43
2	533-2	LAPPI Henna	Finland		FIN1302	Scooter	0:09:35.4 (8°)	24,42
3	533-1	NOTKO Tuomas	Finland		FIN1306	Canicross	0:13:47.2 (14°)	16,98
11. Netherlands 0:31:40.1								
1	522-3	OOSTDIJK Nick	Netherlands		NLD3158	Bikejoring	0:09:12.2 (11°)	25,43
2	522-2	BIL Marjolein	Netherlands		NLD1087	Scooter	0:09:55.3 (9°)	23,60
3	522-1	GEERTSE Edward	Netherlands		NLD1088	Canicross	0:12:32.5 (11°)	18,67
12. Argentina 0:31:57.3								
1	521-3	ROLON Carolina	Argentina		ARG1192	Bikejoring	0:09:43.2 (13°)	24,08
2	521-2	BONZON Luciana	Argentina		ARG2219	Scooter	0:10:08.6 (10°)	23,09
3	521-1	GONZALEZ Lucas	Argentina		ARG1013	Canicross	0:12:05.4 (10°)	19,37
13. Mexico 0:35:51.0								
1	527-3	ORDUÑA FRANCO Frida	Mexico		MEX1704	Bikejoring	0:09:13.6 (12°)	25,39
2	527-2	LUGO NAVARRO Ely Mariana	Mexico		MEX2137	Scooter	0:13:00.9 (14°)	18,00
3	527-1	MARIN PINEDA Laura	Mexico		MEX1312	Canicross	0:13:36.5 (13°)	17,21
14. Chile 0:37:39.3								
1	529-2	JAKOB Marlon	Chile		CHL3166	Scooter	0:10:28.0 (11°)	22,36
2	529-1	NAVARRO HERNANDEZ Fernando Rodrigo	Chile		CHL2282	Canicross	0:13:23.8 (12°)	17,48
3	529-3	SCHOLZ SAEZ German	Chile		CHL2191	Bikejoring	0:13:47.3 (14°)	16,98