



Länsi-Suomen Valjakkourheilijat
Jämijärvi

IFSS ECh & EM Dryland 2024

17.–18.10.2024 Jämijärvi






Official Results










DR8 8-dog rig, 2 x 7,8 km 15.6 km

Pos.	Name	Country	1st day split	1st day	4.8 km	2nd day	Time	Behind	Avg. km/h	Breed	Notes
1.	Pasi Heinonen		7:44,6	12:49.7	7:55.2	13.14,3	26:04.0		35.908		
2.	Hege Ingebrigtsen		7:54,2	13:23.5	8:18.8	13.59,7	27:23.2	+1:19.2	34.177		
3.	Jirí Mencák		8:06,9	13:43.2	8:09.0	13.50,9	27:34.1	+1:30.1	33.952		
4.	Vesa-Pekka Lehtomäki		8:33,5	14:32.5	8:36.8	14.42,5	29:15.0	+3:11.0	32.000		
5.	Hubert Bliuj		8:15,0	14:18.2	8:53.8	15.41,4	29:59.6	+3:55.6	31.207		
6.	Sissel Wolf Mølmen		9:13,3	15:25.2	8:42.6	14.59,5	30:24.7	+4:20.7	30.778		
DNF	Tamara Lambertz		8:51,8	15:13.7	9:19.6		DNF		22.902		IFSS RR 82.3.2
DNF	Sampsa Mäki-Arvela		9:05,2	15:28.3	-		DNF		N/A	RNB	
DNF	Patrycja Rubin		8:07,0		-		DNF		N/A		IFSS RR 82.3.2
DNS	Daria Findzinska		0:00,0				DNS		N/A		
DNS	Lukasz Paczynski		0:00,0				DNS		N/A		













[List of classes](#)**DR6 6-dog rig, 2 x 6,8 km 13.6 km**





Pos.	Name	Country	1st day split	1st day	3.8 km	2nd day	Time	Behind	Avg. km/h	Breed	Notes
1.	Lucie Schönová		6:07,1	11:30.7	6:05.6	11.31,6	23:02.3		35.419		
2.	Joonas Kallio		0:00,0	11:32.5	6:12.1	11.32,9	23:05.4	+3.1	35.340		
3.	Boge Wiik Leegaard		6:23,1	11:54.1	6:24.9	11.58,1	23:52.2	+49.9	34.185		
4.	Ronja Leegaard		6:24,7	11:52.6	6:24.6	12.01,2	23:53.8	+51.5	34.147		IFSS RR 26.1
5.	Jakub Reguli		6:27,0	12:05.1	6:28.4	12.09,2	24:14.3	+1:12.0	33.666		
6.	Mark Zweiger		6:27,0	12:10.5	6:33.1	12.24,7	24:35.2	+1:32.9	33.189		

7.	Thomas Steiner		6:29,0	12:24.1	6:31.4	12.19,4	24:43.5	+1:41.2	33.003
8.	Arto Venninen		6:50,7	12:42.7	6:58.9	12.53,0	25:35.7	+2:33.4	31.881
9.	Johanna Pelli		7:09,2	13:30.8	7:16.5	13.41,5	27:12.3	+4:10.0	29.994 RNB
10.	Jaroslav Bánoci		6:31,1	12:08.2	7:11.2	15.16,5	27:24.7	+4:22.4	29.768
DNS	Giuseppe Bombardieri		0:00,0				DNS		N/A
DNS	Krystian Kotlinski		0:00,0				DNS		N/A
DNS	Sissel Wolf Mølmen		0:00,0				DNS		N/A

[List of classes](#)







DR4 4-dog rig, 2 x 5,1 km 10.2 km

Pos.	Name	Country	1st day split	1st day	2.1 km	2nd day	Time	Behind	Avg. km/h	Breed	Notes
1.	Andrej Drábik		3:21,6	8:23.8	3:26.3	8.30,3	16:54.1		36.209		
2.	Indre Daujotiene		3:20,6	8:25.9	3:22.1	8.29,4	16:55.3	+1.2	36.167		
3.	Sabína Sálová		3:23,8	8:28.6	3:24.8	8.32,7	17:01.3	+7.2	35.954		
4.	Igor Tracz		3:20,7	8:33.8	3:21.4	8.38,1	17:11.9	+17.8	35.585		
5.	Cilja Österberg		3:23,8	8:40.7	3:27.1	8.42,9	17:23.6	+29.5	35.186		
6.	Tone Wiik Leegaard		3:31,2	8:43.7	3:31.5	8.48,3	17:32.0	+37.9	34.905		
7.	Vickie Pullin		3:22,9	8:41.5	3:26.8	8.55,6	17:37.1	+43.0	34.737		
8.	Maren Leegaard		3:34,7	8:58.6	3:36.8	9.02,1	18:00.7	+1:06.6	33.978		
9.	Noël Schlichting		3:22,7	8:55.5	3:26.1	9.05,3	18:00.8	+1:06.7	33.975		
10.	Ville Rakkolainen		3:44,3	9:21.2	3:49.6	9.26,5	18:47.7	+1:53.6	32.562		
11.	Dagmar Nesnerová		3:32,3	10:05.0	3:36.1	9.25,5	19:30.5	+2:36.4	31.371		
12.	Kurt Köcher		4:01,4	10:34.4	4:04.1	10.44,5	21:18.9	+4:24.8	28.712		
13.	Ard van Dijk		4:05,0	10:47.9	4:28.0	12.34,0	23:21.9	+6:27.8	26.193		

DNF	Tiina Hakala		0:00,0	-	DNF	N/A
DNS	Katrine Fugleberg		0:00,0		DNS	N/A
DNS	Chiara Capezzone		0:00,0		DNS	N/A
DNS	Pia Schmalzbauer		0:00,0		DNS	N/A


[List of classes](#)

DR4
RNB 4-dog rig RNB, 2 x 5,1 km 10.2 km














Pos.	Name	Country	1st day split	1st day	2.1 km	2nd day	Time	Behind	Avg. km/h	Breed	Notes
1.	Tanja Rantanen		3:46,9	9:46.0	3:50.1	9.52,2	19:38.2		31.166		
2.	Susanna Bürkland		3:47,9	10:03.3	3:51.7	10.05,1	20:08.4	+30.2	30.387		
3.	Björn Zelande		4:02,5	10:19.6	4:08.6	10.38,1	20:57.7	+1:19.5	29.196		
4.	Malin Granqvist		4:09,5	10:39.6	4:07.1	10.37,2	21:16.8	+1:38.6	28.759		
5.	Annika Jansson		4:07,0	10:41.4	4:11.7	10.51,1	21:32.5	+1:54.3	28.410		
6.	Erle Hermann		4:00,0	10:47.6	4:06.3	11.01,5	21:49.1	+2:10.9	28.050		
7.	Katarzyna Ziaja		0:00,0	11:58.0	4:29.4	11.42,1	23:40.1	+4:01.9	25.857		
8.	Camilla Backman-Koskinen		4:17,5	11:48.3	4:24.8	12.10,2	23:58.5	+4:20.3	25.527		
9.	Kirsi Järvenpää		4:12,5	11:40.8	4:28.2	12.45,2	24:26.0	+4:47.8	25.048		
10.	Anne Rieki		4:13,5	12:31.9	4:18.9	13.31,1	26:03.0	+6:24.8	23.493		
DNF	Nabila Spampanato		0:00,0				DNF		N/A		

[List of classes](#)

DS2 2-dog scooter, 2 x 5,1 km 10.2 km


Pos.	Name	Country	1st day split	1st day	2.1 km	2nd day	Time	Behind	Avg. km/h	Breed	Notes
1.	Michal Kozel		3:23,8	8:25.5	3:25.7	8.27,5	16:53.0		36.249		

2.	Andre Boysen Hillestad		3:22,2	8:25.5	3:23.4	8.31,5	16:57.0	+4.0	36.106
3.	Anne Sofie Hansen		0:00,0	8:25.5	3:26.1	8.36,1	17:01.6	+8.6	35.944
4.	Hana Stípalová		3:25,8	8:36.4	3:26.8	8.36,9	17:13.3	+20.3	35.537
5.	Viktor Sinding-Larsen		0:00,0	8:38.5	3:26.4	8.35,6	17:14.1	+21.1	35.509
6.	Veronika Navrátilová		3:25,0	8:40.3	3:26.1	8.41,9	17:22.2	+29.2	35.233
7.	Maija Nivala		3:26,3	8:44.1	3:23.7	8.47,5	17:31.6	+38.6	34.918
8.	Jutta Turkka		3:27,0	8:44.9	3:29.4	8.49,0	17:33.9	+40.9	34.842
9.	Vesa-Pekka Jurvelin		3:28,0	8:47.8	3:29.8	8.49,8	17:37.6	+44.6	34.720
10.	Malin Kingfeldt		3:32,1	8:51.9	3:34.2	8.52,4	17:44.3	+51.3	34.502
11.	Viktorie Pulpánová		3:27,0	8:46.7	3:32.1	9.00,2	17:46.9	+53.9	34.417
12.	Aneta Konvalinova		3:31,0	8:50.8	3:29.5	9.03,4	17:54.2	+1:01.2	34.184
13.	Michal Zenísek		3:40,1	9:01.0	3:43.0	9.03,7	18:04.7	+1:11.7	33.853
14.	Daniel Artero Vila		0:00,0	9:07.1	-	9.03,9	18:11.0	+1:18.0	33.657
15.	Lukasz Kotula		3:21,4	9:05.2	3:26.5	9.07,1	18:12.3	+1:19.3	33.617
16.	Annika Flor		4:07,0	9:25.9	3:35.5	8.56,1	18:22.0	+1:29.0	33.321
17.	Tuomo Niittylahti		3:37,6	9:14.4	3:39.2	9.08,8	18:23.2	+1:30.2	33.285
18.	Ulf Rönnerberg		0:00,0	9:10.0	3:38.9	9.13,9	18:23.9	+1:30.9	33.264
19.	Karolína Ulcová		3:39,6	9:08.1	3:41.6	9.15,9	18:24.0	+1:31.0	33.261
20.	Pekka Niemi		3:35,1	9:09.2	3:40.2	9.16,7	18:25.9	+1:32.9	33.204
21.	Manon-Jamila Westphal		3:35,7	9:12.7	3:37.5	9.21,1	18:33.8	+1:40.8	32.968
22.	Mathilde Clementz		0:00,0	9:21.5	3:42.9	9.24,1	18:45.6	+1:52.6	32.623
23.	Martin Corell		3:39,5	9:36.0	3:37.3	9.20,1	18:56.1	+2:03.1	32.321
24.	Cheyenne Steiner		3:39,5	9:26.6	3:40.2	9.30,0	18:56.6	+2:03.6	32.307

25.	Elin Björk		3:35,3	9:31.9	3:35.5	9.28,4	19:00.3	+2:07.3	32.202	
26.	Katharina Heyn		3:37,1	9:29.9	3:37.8	9.32,3	19:02.2	+2:09.2	32.148	
27.	Paulina Kowalczyk		3:54,7	9:54.7	3:54.9	9.49,3	19:44.0	+2:51.0	31.014	
28.	Jorma Säskilahti		3:52,8	9:52.1	4:19.5	10.20,3	20:12.4	+3:19.4	30.287	
29.	Alan Sherwin		3:45,1	10:08.3	3:47.5	10.20,6	20:28.9	+3:35.9	29.880	
30.	Sarmite Linde		4:19,0	11:42.2	4:20.5	11.32,1	23:14.3	+6:21.3	26.336	
DNF	Václav Vancura		3:34,9	9:05.7	-		DNF		N/A	
DNF	Sarah Warford		5:53,6	12:12.3	-		DNF		N/A	
DNF	Jo Wormald		4:51,0	13:52.8	-		DNF		N/A	IFSS RR 9.
DNS	Wioleta Imiolczyk		0:00,0				DNS		N/A	
DNS	Mirco Cerantola		0:00,0				DNS		N/A	
DNS	Vickie Pullin		0:00,0				DNS		N/A	
DNS	Morten T. Balling		0:00,0				DNS		N/A	

[List of classes](#)

DS2
RNB 2-dog scooter RNB, 2 x 5,1 km 10.2 km












Pos.	Name	Country	1st day split	1st day	2.1 km	2nd day	Time	Behind	Avg. km/h	Breed	Notes
1.	Veronica Strand		3:52,2	10:02.9	3:54.9	10.19,4	20:22.3		30.042		
2.	Björn Zelande		3:57,4	10:17.3	3:54.5	10.12,5	20:29.8	+7.5	29.859		
3.	Malin Granqvist		4:03,4	10:35.2	4:09.4	11.00,9	21:36.1	+1:13.8	28.331		
4.	Silver Viira		4:11,5	11:18.6	4:07.3	11.04,3	22:22.9	+2:00.6	27.344		
5.	Kaspars Krievs		4:09,0	11:14.1	4:11.7	11.27,3	22:41.4	+2:19.1	26.972		
6.	Erkki Bürkland		4:17,5	11:26.9	4:14.0	11.21,0	22:47.9	+2:25.6	26.844		

7.	Kristof Haex		4:24,1	11:30.6	4:26.9	11.23,6	22:54.2	+2:31.9	26.721
8.	Mairo Marmor		4:11,3	11:12.6	5:01.6	12.29,3	23:41.9	+3:19.6	25.825
9.	Hardi Riis		4:24,0	11:36.2	4:26.5	12.14,6	23:50.8	+3:28.5	25.664
10.	Laura Säkjärvi		4:40,2	12:41.5	4:46.4	13.20,1	26:01.6	+5:39.3	23.514
11.	Suvi Kuusilaakso		4:38,0	13:14.6	4:42.0	13.43,7	26:58.3	+6:36.0	22.690
DNS	Wendy Ydström		0:00,0				DNS		N/A

[List of classes](#)

DSM1 1-dog scooter men, 2 x 5,1 km 10.2 km

Pos.	Name	Country	1st day split	1st day	2.1 km	2nd day	Time	Behind	Avg. km/h	Breed	Notes
1.	Jozef Pelikán		0:00,0	9:10.6	3:38.1	9.10,1	18:20.7		33.361		
2.	Kai Immonen		3:38,2	9:16.7	3:39.7	9.20,2	18:36.9	+16.2	32.877		
3.	Václav Vancura		3:46,2	9:20.5	3:46.2	9.20,5	18:41.0	+20.3	32.756		
4.	Andre Boysen Hillestad		3:41,3	9:18.6	3:45.5	9.23,1	18:41.7	+21.0	32.736		
5.	Andreas Fryxell		3:38,5	9:24.3	3:40.8	9.33,9	18:58.2	+37.5	32.261		
6.	Mário Adamko		3:40,6	9:28.8	3:42.1	9.31,4	19:00.2	+39.5	32.205		
7.	Geza Szucs		3:46,4	9:36.4	3:44.0	9.26,1	19:02.5	+41.8	32.140		
8.	Ulf Rönnerberg		3:40,8	9:26.8	3:47.5	9.36,1	19:02.9	+42.2	32.129		
9.	Viktor Sinding-Larsen		3:38,6	9:32.8	3:40.7	9.30,4	19:03.2	+42.5	32.120		
10.	Alens Zvilna		0:00,0	9:34.7	3:46.4	9.28,9	19:03.6	+42.9	32.109		
11.	Tuomas Notko		3:51,6	9:38.9	3:48.4	9.37,1	19:16.0	+55.3	31.765		
12.	Tero Linnainmaa		3:46,5	9:37.3	3:46.7	9.38,9	19:16.2	+55.5	31.759		
13.	Yngve Hoel		3:42,7	9:45.1	3:44.3	9.39,0	19:24.1	+1:03.4	31.544		
14.	Rolf Bär		3:47,7	9:50.2	3:46.0	9.48,1	19:38.3	+1:17.6	31.164		

15.	Jonas Danvind		3:49,5	9:55.5	3:51.7	10.08,4	20:03.9	+1:43.2	30.501
16.	Tomás Malík		3:56,1	10:14.8	3:56.4	10.15,6	20:30.4	+2:09.7	29.844
17.	Tuukka Turkka		4:02,8	11:09.3	4:00.1	10.54,7	22:04.0	+3:43.3	27.734
18.	Thomas Steiner		4:12,0	11:24.9	4:21.7	11.39,2	23:04.1	+4:43.4	26.530
19.	Matthias Doering		4:08,3	11:15.0	4:09.9	12.08,8	23:23.8	+5:03.1	26.158
DNF	Andrej Drábik		3:44,1	9:42.2	-		DNF		N/A
DNF	Krisztian Laczko		3:47,5	9:42.7	-		DNF		N/A
DNF	Martin Corell		3:57,2	13:14.8	-		DNF		N/A
DNS	Marcos Rincón Blanco		0:00,0				DNS		N/A
DNS	Michal Kozel		0:00,0				DNS		N/A
DNS	Sigurd Østerhagen Engen		0:00,0				DNS		N/A

[List of classes](#)


DSW1 1-dog scooter women, 2 x 5,1 km 10.2 km



Pos.	Name	Country	1st day split	1st day	2.1 km	2nd day	Time	Behind	Avg. km/h	Breed	Notes
1.	Sara Pöllänen		3:35,4	9:04.6	3:38.7	9.16,9	18:21.5		33.336		
2.	Maija Nivala		3:34,7	9:13.8	3:34.4	9.18,0	18:31.8	+10.3	33.028		
3.	Veronika Benasová		3:42,0	9:15.5	3:42.0	9.21,2	18:36.7	+15.2	32.883		
4.	Saara Loukkola		3:38,4	9:17.1	3:41.8	9.23,1	18:40.2	+18.7	32.780		
5.	Malin Svimbil		3:37,4	9:29.5	3:36.4	9.28,8	18:58.3	+36.8	32.259		
6.	Simona Pischeková		3:40,9	9:29.8	3:40.0	9.31,0	19:00.8	+39.3	32.188		
7.	Zuzanna Pajak		3:49,0	9:34.1	3:50.8	9.39,7	19:13.8	+52.3	31.825		
8.	Madelene Nord		3:49,9	9:40.6	3:51.1	9.46,3	19:26.9	+1:05.4	31.468		
9.	Oda Foss Almqvist		3:45,5	9:43.1	3:45.3	9.45,6	19:28.7	+1:07.2	31.420		

10.	Tereza Solcová		3:49,4	9:43.1	3:52.7	9.52,8	19:35.9	+1:14.4	31.227
11.	Ann Elisabeth Ohnstad		3:54,2	9:44.6	3:58.1	9.51,9	19:36.5	+1:15.0	31.211
12.	Mariana Kotuliaková		3:49,0	9:51.2	3:53.7	10.01,7	19:52.9	+1:31.4	30.782
13.	Lucie Sáagnerová		3:55,2	9:57.8	3:57.5	10.03,6	20:01.4	+1:39.9	30.564
14.	Wiktorija Gustof		3:44,1	10:02.9	3:49.6	10.12,2	20:15.1	+1:53.6	30.220
15.	Jonna Lipponen		3:50,6	10:14.2	3:50.9	10.04,1	20:18.3	+1:56.8	30.140
16.	Elin Björk		3:51,9	10:00.4	3:51.0	10.20,5	20:20.9	+1:59.4	30.076
17.	Matilda Axelsson		3:54,5	10:10.0	3:56.3	10.12,2	20:22.2	+2:00.7	30.044
18.	Andrine Skramstad Uthus		3:59,3	10:21.6	3:58.3	10.19,0	20:40.6	+2:19.1	29.599
19.	Anja Doering		4:02,0	10:34.9	4:00.7	10.31,7	21:06.6	+2:45.1	28.991
20.	Manon-Jamila Westphal		3:55,5	10:32.0	3:59.1	10.40,2	21:12.2	+2:50.7	28.863
21.	Katharina Heyn		4:01,6	11:02.2	4:06.4	11.02,8	22:05.0	+3:43.5	27.713
22.	Cynthia van Doesum		4:12,7	11:05.1	4:13.1	11.20,6	22:25.7	+4:04.2	27.287
23.	Linda Inkinen		4:13,1	11:11.1	4:17.9	11.43,1	22:54.2	+4:32.7	26.721
24.	Linn K. Øverland		4:22,8	11:34.4	4:23.6	11.34,7	23:09.1	+4:47.6	26.434
DNF	Julita Lubianka		3:47,6	9:35.3	-		DNF		N/A
DNF	Pavla Hrníčková		3:58,7	10:15.7	-		DNF		N/A
DNF	Sarah Warford		4:49,5	11:51.1	-		DNF		N/A
DNS	Katri Loukusa		0:00,0				DNS		N/A

[List of classes](#)

DS1J 1-dog scooter junior, 2 x 5,1 kkm 10.2 km

Pos.	Name	Country	1st day split	1st day	2.1 km	2nd day	Time	Behind	Avg. km/h	Breed	Notes
1.	Cornelia Rebmann		3:56,8	9:55.2	3:55.7	9.58,3	19:53.5		30.767		



2.	Rikke Nordhagen Christiansen		3:58,2	10:00.3	3:59.4	10.16,8	20:17.1	+23.6	30.170
3.	Molly Berggren		3:57,8	10:12.0	3:58.1	10.10,4	20:22.4	+28.9	30.039
4.	Hannah Midtlien Langlie		3:59,7	10:38.9	4:03.8	10.47,9	21:26.8	+1:33.3	28.536
5.	Sohvi Mattila		4:17,3	10:56.8	4:20.3	11.04,4	22:01.2	+2:07.7	27.793
6.	Milli Rakkolainen		4:23,0	11:20.0	4:46.2	12.35,0	23:55.0	+4:01.5	25.589
7.	Pinja Hiukkamäki		5:09,8	16:59.9	5:15.2	17.01,7	34:01.6	+14:08.1	17.986 RNB
DNF	Eline Andrea Andersen		4:10,7	10:53.6	-		DNF		N/A

[List of classes](#)

DS1MM

1-dog scooter men, masters 50, 2 x 5,1 k 10.2 km

50


Pos.	Name	Country	1st day split	1st day	2.1 km	2nd day	Time	Behind	Avg. km/h	Breed	Notes
1.	Stefan Sterk		3:41,4	9:34.0	3:41.7	9.32,6	19:06.6		32.025		
2.	Samuli Lappalainen		3:55,1	10:05.6	3:53.5	10.06,3	20:11.9	+1:05.3	30.300		
3.	Tommy Lageholm		3:45,4	10:08.9	3:52.1	10.24,9	20:33.8	+1:27.2	29.762		
4.	Arto Huhtinen		3:59,4	10:45.2	3:56.9	10.41,9	21:27.1	+2:20.5	28.529		
5.	Jean-Philippe Didon		3:58,6	10:45.7	3:56.5	10.47,6	21:33.3	+2:26.7	28.392		
6.	Bjarne Rikardsson		4:02,0	10:46.7	4:06.2	10.59,9	21:46.6	+2:40.0	28.103		
DNF	Attila Laszlo		4:25,7	11:23.2	-		DNF		N/A		

[List of classes](#)

DS1WM

1-dog scooter women, masters 40, 2 x 5,1 10.2 km

40



Pos.	Name	Country	1st day split	1st day	2.1 km	2nd day	Time	Behind	Avg. km/h	Breed	Notes
1.	Marie Sevelová		3:51,8	9:38.4	3:51.3	9.43,7	19:22.1		31.598		

2.	Annika Flor		0:00,0	9:57.5	3:49.9	9.58,9	19:56.4	+34.3	30.692	
3.	Bianca Sachse		3:58,0	10:03.3	3:59.3	10.02,8	20:06.1	+44.0	30.445	
4.	Eszter Takács		3:53,9	10:01.7	3:53.6	10.04,9	20:06.6	+44.5	30.433	
5.	Anu Raja		4:05,6	10:18.4	4:02.5	10.25,3	20:43.7	+1:21.6	29.525	
6.	Saskia Morick		3:57,2	10:17.5	3:56.8	10.35,0	20:52.5	+1:30.4	29.317	
7.	Marjolein Bil		4:02,1	10:24.1	4:00.2	10.31,9	20:56.0	+1:33.9	29.236	
8.	Sanna Lipponen		3:55,9	10:32.6	3:57.8	10.36,6	21:09.2	+1:47.1	28.932	
9.	Agata Aleksandra Zaremba		3:58,8	10:46.4	3:59.4	11.16,5	22:02.9	+2:40.8	27.757	
DNF	Hana Stípalová		3:55,4	11:11.2	-		DNF		N/A	
DNF	Alena Zbožínková		0:00,0	16:56.3	-		DNF		N/A	IFSS RR 9.
DNS	Jaroslava Sedláková		0:00,0				DNS		N/A	

[List of classes](#)

DS1WM
50 1-dog scooter women, masters 50, 2 x 5,1 10.2 km

Pos.	Name	Country	1st day split	1st day	2.1 km	2nd day	Time	Behind	Avg. km/h	Breed	Notes
1.	Tanja Jäger		3:52,1	10:04.1	3:47.9	9.46,6	19:50.7		30.839		
2.	Maria Viitahalmé		3:53,8	10:13.3	3:53.6	10.16,1	20:29.4	+38.7	29.868		
3.	Kirsi Immonen		3:48,8	10:16.4	3:48.2	10.19,3	20:35.7	+45.0	29.716		
4.	Beate Vinkler-Rasmussen		0:00,0	10:43.6	3:59.7	10.39,0	21:22.6	+1:31.9	28.629		
5.	Haider Resta		0:00,0	10:31.7	4:07.1	10.57,7	21:29.4	+1:38.7	28.478		
6.	Jolanda Kuebler		0:00,0	11:03.2	4:12.1	10.50,9	21:54.1	+2:03.4	27.943		
7.	Tarja Tihula		3:59,6	10:50.8	4:04.4	11.18,8	22:09.6	+2:18.9	27.617		
8.	Ena Witt		4:07,9	12:15.3	4:34.0	12.33,5	24:48.8	+4:58.1	24.664		

9.	Jo Wormald		4:58,1	14:53.7	4:59.9	15.57,9	30:51.6	+11:00.9	19.831		
DNS	Elaine Sherwin		0:00,0					DNS		N/A	

[List of classes](#)








DCMM
40 **Canicross men, masters 40, 2 x 5,1 10.2 km**

Pos.	Name	Country	1st day split	1st day	2.1 km	2nd day	Time	Behind	Avg. km/h	Breed	Notes
1.	Thierry Roeder		5:38,0	14:17.9	5:42.6	14.33,7	28:51.6		21.206		
2.	Michal Kozel		5:57,9	15:34.4	5:59.4	15.19,6	30:54.0	+2:02.4	19.806		
3.	Zoltán Hummel		6:06,6	15:31.3	6:11.3	15.49,3	31:20.6	+2:29.0	19.526		
4.	Guido Kluge		6:13,6	15:47.9	6:18.0	16.17,2	32:05.1	+3:13.5	19.074		
5.	Carlos Miguel Lobato Verde		6:18,4	15:59.4	6:26.4	16.26,8	32:26.2	+3:34.6	18.868		
6.	Juha Lipponen		6:55,4	17:50.2	7:11.2	18.12,5	36:02.7	+7:11.1	16.979		
7.	Janos Dani		7:16,9	19:21.5	7:22.9	19.12,2	38:33.7	+9:42.1	15.871		
8.	Dirk Heitmann		7:20,9	19:19.8	7:41.8	19.43,4	39:03.2	+10:11.6	15.671		

[List of classes](#)








DCWM
40 **Canicross women, masters 40, 2 x 5,1 10.2 km**

Pos.	Name	Country	1st day split	1st day	2.1 km	2nd day	Time	Behind	Avg. km/h	Breed	Notes
1.	Anna Sabrina Lingenau		6:02,4	15:22.8	6:08.6	15.32,8	30:55.6		19.789		
2.	Gunda Sabanova		6:04,1	16:29.3	6:11.3	16.22,3	32:51.6	+1:56.0	18.624		
3.	Sofia Klinga		6:09,7	16:27.2	6:11.9	16.26,9	32:54.1	+1:58.5	18.601		
4.	Jana Mareková		6:23,0	17:00.4	6:15.6	15.55,0	32:55.4	+1:59.8	18.589		
5.	Sandra Lallier		6:17,9	17:00.5	6:14.0	16.46,7	33:47.2	+2:51.6	18.114		

6.	Madlen Pasbrig		6:40,5	17:12.7	6:40.6	16.59,0	34:11.7	+3:16.1	17.897
7.	Marjolein Bil		6:52,3	17:32.9	6:55.1	17.37,8	35:10.7	+4:15.1	17.397
8.	Piia Värtö		7:23,0	21:30.5	8:01.5	22.30,4	44:00.9	+13:05.3	13.904
9.	Sanna Härkönen		8:30,0	22:31.8	8:48.3	22.58,5	45:30.3	+14:34.7	13.449
DNF	Jaroslava Sedláková		6:54,6	18:19.5	-		DNF		N/A
DNS	Agata Aleksandra Zaremba		0:00,0				DNF		N/A
DNS	Elisa Nauha		0:00,0				DNF		N/A

[List of classes](#)

DCWM
50 Canicross women, masters 50, 2 x 5,1 10.2 km

Pos.	Name	Country	1st day split	1st day	2.1 km	2nd day	Time	Behind	Avg. km/h	Breed	Notes
1.	Elaine Sherwin		6:12,8	15:53.8	6:17.9	16.06,4	32:00.2		19.123		
2.	Marika Tiiperi		6:41,2	17:19.9	6:41.5	17.33,3	34:53.2	+2:53.0	17.543		
3.	Pirjo Ilvonen		7:55,0	19:48.3	8:00.0	20.19,3	40:07.6	+8:07.4	15.252		
4.	Daniela Rebmann		7:55,8	20:32.3	8:12.4	20.33,2	41:05.5	+9:05.3	14.894		
5.	Vera Plate		8:08,9	20:55.5	8:02.6	20.46,8	41:42.3	+9:42.1	14.674		
DNF	Satu Jaara		6:54,3	18:30.4	-		DNF		N/A		
DNS	Andrea Schmoeger		0:00,0				DNF		N/A		

[List of classes](#)

© Länsi-Suomen Valjakkourheilijat



Made by ExTime