



Länsi-Suomen Valjakkourheilijat
Jämijärvi

IFSS ECh & EM Dryland 2024




19.–20.10.2024 Jämijärvi

Official Results



DBM Bikejoring men, 2 x 6,1 km = 12.2 km




















| Pos. | Name | Country | 1st day split | 1st day | 3.4 km | 2nd day | Time | Behind | Avg. km/h | Breed | Notes |
|------|-------------------------|---|------------------|---------|--------|---------|---------|---------|--------------|-------|-------|
| 1. | Krystof Spilka |  | 5:34,4 | 10:25.1 | 5:35.3 | 10.18,2 | 20:43.3 | | 35.325 | | |
| 2. | Krzysztof Bieganski |  | 5:32,3 | 10:31.1 | 5:36.0 | 10.33,3 | 21:04.4 | +21.1 | 34.736 | | |
| 3. | Viktor Sinding-Larsen |  | 5:37,6 | 10:32.3 | 5:38.8 | 10.33,3 | 21:05.6 | +22.3 | 34.703 | | |
| 4. | Igor Tracz |  | 5:37,4 | 10:36.4 | 5:36.5 | 10.32,5 | 21:08.9 | +25.6 | 34.613 | | |
| 5. | Johan Palmér |  | 5:40,1 | 10:39.3 | 5:43.3 | 10.39,2 | 21:18.5 | +35.2 | 34.353 | | |
| 6. | Pekka Niemi |  | 5:40,0 | 10:42.0 | 5:44.8 | 10.40,9 | 21:22.9 | +39.6 | 34.235 | | |
| 7. | Sigurd Østerhagen Engen |  | 0:00,0 | 10:40.3 | - | 10.43,3 | 21:23.6 | +40.3 | 34.216 | | |
| 8. | Andrej Drábik |  | 5:46,9 | 10:54.0 | 5:42.3 | 10.38,5 | 21:32.5 | +49.2 | 33.981 | | |
| 9. | Ondrej Exler |  | 5:51,9 | 11:00.0 | 5:54.0 | 11.03,0 | 22:03.0 | +1:19.7 | 33.197 | | |
| 10. | Tuomo Niittylahti |  | 5:55,2 | 11:04.7 | 5:56.7 | 11.03,1 | 22:07.8 | +1:24.5 | 33.077 | | |
| 11. | Alens Zvilna |  | 5:49,5 | 11:15.5 | 5:51.0 | 10.55,3 | 22:10.8 | +1:27.5 | 33.003 | | |
| 12. | Arved Thunig |  | 5:42,8 | 11:06.5 | 5:46.4 | 11.10,6 | 22:17.1 | +1:33.8 | 32.847 | | |
| 13. | Tuukka Turkka |  | 6:00,2 | 11:11.7 | 6:01.3 | 11.14,0 | 22:25.7 | +1:42.4 | 32.637 | | |
| 14. | Roope Reinikka |  | 5:38,2 | 10:49.0 | 6:20.0 | 11.38,1 | 22:27.1 | +1:43.8 | 32.603 | | |
| 15. | Andy Leroy |  | 5:57,2 | 11:16.1 | 6:00.9 | 11.16,0 | 22:32.1 | +1:48.8 | 32.483 | | |
| 16. | Jonas Danvind |  | 5:55,5 | 11:19.2 | 5:54.6 | 11.16,3 | 22:35.5 | +1:52.2 | 32.401 | | |
| 17. | Sergio Escribano Guerra |  | 6:13,4 | 11:59.1 | 6:13.2 | 12.09,7 | 24:08.8 | +3:25.5 | 30.315 | | |
| 18. | Krzysztof Windys |  | 6:16,7 | 12:18.8 | 6:21.1 | 12.15,5 | 24:34.3 | +3:51.0 | 29.790 | | |
| 19. | Marcos Saldaña Paredes |  | 6:31,9 | 12:38.5 | 6:25.9 | 12.24,7 | 25:03.2 | +4:19.9 | 29.218 | | |
| 20. | Jakub Nawrocki |  | 6:27,3 | 12:48.3 | 6:30.8 | 12.41,6 | 25:29.9 | +4:46.6 | 28.708 | | |
| DNF | Taneli Pantsar |  | 5:48,2 | 10:58.1 | - | | DNF | | N/A | | |

| | | | | | | | | |
|-----|--------------------------|---|--------|---------|---|--|-----|-----|
| DNF | Kjell Magnus Olsen |  | 6:17,0 | 11:25.1 | - | | DNF | N/A |
| DNS | Michal Zenisek |  | 0:00,0 | | | | DNS | N/A |
| DNS | Sverre Skogan Fredriksen |  | 0:00,0 | | | | DNS | N/A |

[List of classes](#)

DBW Bikejoring women, 2 x 6,1 km = 12.2 km

| Pos. | Name | Country | 1st day split | 1st day | 3.4 km | 2nd day | Time | Behind | Avg. km/h | Breed | Notes |
|------|----------------------------|---|---------------|---------|--------|---------|---------|---------|-----------|-------|----------------|
| 1. | Pavla Hrnícková |  | 5:38,1 | 10:31.4 | 5:45.5 | 10.37,0 | 21:08.4 | | 34.626 | | |
| 2. | Tereza Zwettler |  | 5:38,3 | 10:36.3 | 5:43.2 | 10.40,8 | 21:17.1 | +8.7 | 34.390 | | |
| 3. | Ripsa Järvi |  | 5:43,4 | 10:43.8 | 5:44.8 | 10.40,1 | 21:23.9 | +15.5 | 34.208 | | |
| 4. | Silvia Strandberg |  | 5:48,1 | 10:41.5 | 5:53.1 | 10.44,2 | 21:25.7 | +17.3 | 34.160 | | |
| 5. | Paulina Frelich |  | 5:41,7 | 10:46.5 | 5:47.5 | 10.47,5 | 21:34.0 | +25.6 | 33.941 | | |
| 6. | Jessica Häggqvist |  | 5:46,8 | 10:47.1 | 5:50.3 | 10.50,3 | 21:37.4 | +29.0 | 33.852 | | |
| 7. | Zuzanna Pawlowska |  | 5:46,8 | 10:54.1 | 5:41.9 | 10.47,0 | 21:41.1 | +32.7 | 33.756 | | IFSS RR 80.3.1 |
| 8. | Denisa Lacusková |  | 5:51,2 | 11:03.2 | 5:50.8 | 10.54,7 | 21:57.9 | +49.5 | 33.326 | | |
| 9. | Benedicte Skogsholm |  | 5:53,8 | 11:08.0 | - | 10.58,9 | 22:06.9 | +58.5 | 33.100 | | |
| 10. | Nicole Lipková |  | 5:48,8 | 11:04.7 | 5:54.6 | 11.03,8 | 22:08.5 | +1:00.1 | 33.060 | | |
| 11. | Tanja Ignatius |  | 5:50,6 | 11:09.5 | 5:51.0 | 11.00,2 | 22:09.7 | +1:01.3 | 33.030 | | |
| 12. | Kati Mansikkasalo-Jurvelin |  | 5:57,9 | 11:09.9 | 5:59.9 | 11.08,5 | 22:18.4 | +1:10.0 | 32.815 | | |
| 13. | Vickie Pullin |  | 5:54,9 | 11:10.2 | 5:59.6 | 11.14,8 | 22:25.0 | +1:16.6 | 32.654 | | |
| 14. | Henna Lappi |  | 6:06,6 | 11:21.3 | 6:04.9 | 11.16,1 | 22:37.4 | +1:29.0 | 32.356 | | |
| 15. | Ann Elisabeth Ohnstad |  | 6:03,6 | 11:17.3 | 6:06.5 | 11.22,1 | 22:39.4 | +1:31.0 | 32.308 | | |
| 16. | Jutta Turkka |  | 6:05,6 | 11:27.7 | 6:05.2 | 11.19,2 | 22:46.9 | +1:38.5 | 32.131 | | |
| 17. | Aslaug Håvardrud |  | 5:56,0 | 11:19.3 | 6:04.1 | 11.29,3 | 22:48.6 | +1:40.2 | 32.091 | | |

| | | | | | | | | | |
|-----|---------------------------|---|--------|---------|--------|---------|---------|---------|--------|
| 18. | Madelene Nord |  | 5:56,9 | 11:26.3 | 5:56.3 | 11.23,2 | 22:49.5 | +1:41.1 | 32.070 |
| 19. | Paulina Kowalczyk |  | 6:07,0 | 11:28.1 | 6:07.0 | 11.25,0 | 22:53.1 | +1:44.7 | 31.986 |
| 20. | Matilda Lindström |  | 6:01,6 | 11:26.2 | 6:07.7 | 11.28,4 | 22:54.6 | +1:46.2 | 31.951 |
| 21. | Zuzana Orság |  | 6:02,9 | 11:28.7 | 6:04.7 | 11.26,0 | 22:54.7 | +1:46.3 | 31.949 |
| 22. | Jaana Lantinen |  | 6:09,3 | 11:36.9 | 6:08.4 | 11.31,7 | 23:08.6 | +2:00.2 | 31.629 |
| 23. | Valerie Rother |  | 6:03,6 | 11:43.0 | 6:03.9 | 11.37,7 | 23:20.7 | +2:12.3 | 31.356 |
| 24. | Lucie Simánová |  | 6:13,9 | 11:38.4 | 6:17.3 | 11.45,8 | 23:24.2 | +2:15.8 | 31.278 |
| 25. | Louise Bergfeldt |  | 5:57,3 | 11:56.0 | 6:02.1 | 11.39,0 | 23:35.0 | +2:26.6 | 31.039 |
| 26. | Amy Sachse |  | 6:10,4 | 11:51.7 | 6:13.5 | 11.44,5 | 23:36.2 | +2:27.8 | 31.013 |
| 27. | Noora Waltari |  | 6:15,4 | 11:47.6 | 6:19.9 | 11.51,4 | 23:39.0 | +2:30.6 | 30.951 |
| 28. | Zofia Mucha |  | 6:04,0 | 12:14.7 | 6:08.7 | 11.36,0 | 23:50.7 | +2:42.3 | 30.698 |
| 29. | Katharina Heyn |  | 6:18,4 | 12:20.6 | 6:23.7 | 12.10,2 | 24:30.8 | +3:22.4 | 29.861 |
| 30. | Linda Weisser |  | 6:08,6 | 12:07.9 | 6:13.0 | 12.36,7 | 24:44.6 | +3:36.2 | 29.584 |
| 31. | Viktorie Pulpánová |  | 6:44,6 | 12:28.3 | 6:43.7 | 12.25,8 | 24:54.1 | +3:45.7 | 29.396 |
| 32. | Zuzana Jílková |  | 6:31,7 | 12:43.3 | 6:33.3 | 12.37,5 | 25:20.8 | +4:12.4 | 28.880 |
| 33. | Cheyenne Steiner |  | 7:36,3 | 13:42.5 | 6:38.9 | 12.28,9 | 26:11.4 | +5:03.0 | 27.950 |
| 34. | Diana Kovacs |  | 6:56,2 | 13:31.2 | 7:03.4 | 13.41,6 | 27:12.8 | +6:04.4 | 26.899 |
| DNS | Evija Cerniseva |  | 0:00,0 | | | | DNS | | N/A |
| DNS | Linn Beate Sinding-Larsen |  | 0:00,0 | | | | DNS | | N/A |



[List of classes](#)

DBMM

40

Bikejoring men, masters 40, 2 x 6,1 km = 12.2 km

| Pos. | Name | Country | 1st day split | 1st day | 3.4 km | 2nd day | Time | Behind | Avg. km/h | Breed | Notes |
|------|------|---------|---------------|---------|--------|---------|------|--------|-----------|-------|-------|
|------|------|---------|---------------|---------|--------|---------|------|--------|-----------|-------|-------|






| | | | | | | | | | |
|-----|------------------|---|--------|---------|--------|---------|---------|---------|--------|
| 1. | Roman Zwettler |  | 5:38,5 | 10:31.9 | 5:36.5 | 10.26,3 | 20:58.2 | | 34.907 |
| 2. | Tomas Budvytis |  | 5:38,9 | 10:32.7 | 5:35.2 | 10.29,6 | 21:02.3 | +4.1 | 34.794 |
| 3. | Ari Rastas |  | 5:56,3 | 11:08.4 | 5:54.2 | 10.58,8 | 22:07.2 | +1:09.0 | 33.092 |
| 4. | Tobias Kingfeldt |  | 5:59,8 | 11:18.6 | 6:00.1 | 11.18,2 | 22:36.8 | +1:38.6 | 32.370 |
| 5. | Krisztian Laczko |  | 0:00,0 | 11:19.7 | 6:03.8 | 11.20,3 | 22:40.0 | +1:41.8 | 32.294 |
| 6. | Jirí Mencák |  | 6:07,4 | 11:32.4 | 6:11.6 | 11.40,2 | 23:12.6 | +2:14.4 | 31.538 |
| 7. | Jarmo Nikolai |  | 5:56,4 | 11:40.7 | 6:06.3 | 11.48,4 | 23:29.1 | +2:30.9 | 31.169 |
| 8. | Thierry Roeder |  | 6:04,1 | 12:22.5 | 6:12.9 | 12.08,9 | 24:31.4 | +3:33.2 | 29.849 |
| DNF | Jaroslav Bánoci |  | 6:03,4 | 12:04.5 | - | | DNF | | N/A |
| DNF | Thomas Steiner |  | 7:12,3 | 13:33.2 | - | | DNF | | N/A |
| DNS | Noël Schlichting |  | 0:00,0 | | | | DNS | | N/A |
| DNS | Luigi Restaino |  | 0:00,0 | | | | DNS | | N/A |
| DNS | Vytenis Mazeika |  | 0:00,0 | | | | DNS | | N/A |
| DNS | Intars Deicmanis |  | 0:00,0 | | | | DNS | | N/A |

[List of classes](#)

DBMM

50

Bikejoring men, masters 50, 2 x 6,1 km = 12.2 km






| Pos. | Name | Country | 1st day split | 1st day | 3.4 km | 2nd day | Time | Behind | Avg. km/h | Breed | Notes |
|------|----------------------|---|---------------|---------|--------|---------|---------|--------|-----------|-------|-------|
| 1. | Göran Ågren |  | 6:01,9 | 11:28.9 | 6:08.8 | 11.32,7 | 23:01.6 | | 31.789 | | |
| 2. | Miko Rinne |  | 5:54,8 | 11:23.5 | 6:13.1 | 11.43,8 | 23:07.3 | +5.7 | 31.659 | | |
| 3. | Bjarne Rikardsson |  | 5:47,9 | 12:02.3 | 5:51.4 | 11.21,6 | 23:23.9 | +22.3 | 31.284 | | |
| 4. | Rob de Bruin |  | 5:59,1 | 11:55.4 | 6:03.0 | 11.32,1 | 23:27.5 | +25.9 | 31.204 | | |
| 5. | Christopher Clementz |  | 6:05,4 | 11:47.6 | 6:20.7 | 11.48,2 | 23:35.8 | +34.2 | 31.021 | | |

| | | | | | | | | | |
|-----|---------------------|---|--------|---------|--------|---------|---------|---------|--------|
| 6. | Claus Dieter Berner |  | 6:25,3 | 11:54.7 | 6:15.4 | 11.41,2 | 23:35.9 | +34.3 | 31.019 |
| 7. | Mika Vänni |  | 6:14,9 | 11:55.6 | 6:11.9 | 11.43,0 | 23:38.6 | +37.0 | 30.960 |
| 8. | Alan Sherwin |  | 6:10,5 | 12:03.4 | 6:15.4 | 11.48,4 | 23:51.8 | +50.2 | 30.675 |
| 9. | Matthias Schmoeger |  | 6:29,5 | 12:15.4 | 6:34.4 | 12.22,9 | 24:38.3 | +1:36.7 | 29.710 |
| 10. | Stefan Sterk |  | 6:47,1 | 12:23.2 | 6:45.2 | 12.24,0 | 24:47.2 | +1:45.6 | 29.532 |
| 11. | Ard van Dijk |  | 6:31,7 | 12:25.6 | 6:44.9 | 12.25,8 | 24:51.4 | +1:49.8 | 29.449 |
| 12. | Attila Laszlo |  | 6:37,2 | 12:40.4 | 6:37.6 | 12.29,6 | 25:10.0 | +2:08.4 | 29.086 |
| 13. | Andy Mott |  | 6:42,9 | 12:57.7 | 6:40.1 | 12.36,7 | 25:34.4 | +2:32.8 | 28.624 |
| 14. | Willem Aalderink |  | 6:37,7 | 12:51.5 | 6:42.3 | 12.58,8 | 25:50.3 | +2:48.7 | 28.330 |
| 15. | Andreas Rebmann |  | 6:43,0 | 13:09.3 | 6:54.0 | 13.26,0 | 26:35.3 | +3:33.7 | 27.531 |
| 16. | Pasi Laamanen |  | 6:50,2 | 13:48.0 | 6:45.6 | 13.10,5 | 26:58.5 | +3:56.9 | 27.136 |
| DNS | Daniel Lusignan |  | 0:00,0 | | | | DNS | | N/A |

[List of classes](#)

DBWM
40 Bikejoring women, masters 40, 2 x 6,1 km 12.2 km

| Pos. | Name | Country | 1st day split | 1st day | 3.4 km | 2nd day | Time | Behind | Avg. km/h | Breed | Notes |
|------|-------------------|---|---------------|---------|--------|---------|---------|---------|-----------|-------|-------|
| 1. | Ilona Erlebachová |  | 5:37,3 | 10:18.7 | 5:39.0 | 10.21,1 | 20:39.8 | | 35.425 | | |
| 2. | Marie Sevelová |  | 5:51,6 | 11:03.9 | 5:59.1 | 11.01,8 | 22:05.7 | +1:25.9 | 33.130 | | |
| 3. | Agne Budziute |  | 6:08,3 | 11:20.7 | 6:13.0 | 11.25,9 | 22:46.6 | +2:06.8 | 32.138 | | |
| 4. | Eszter Takács |  | 6:06,6 | 11:26.5 | 6:02.4 | 11.20,8 | 22:47.3 | +2:07.5 | 32.122 | | |
| 5. | Heidi Dögl |  | 5:56,6 | 11:24.2 | 5:59.6 | 11.24,2 | 22:48.4 | +2:08.6 | 32.096 | | |
| 6. | Marjolein Bil |  | 6:14,9 | 12:01.9 | 6:14.3 | 11.58,2 | 24:00.1 | +3:20.3 | 30.498 | | |
| 7. | Mikaela Asplund |  | 6:07,9 | 12:06.6 | 6:47.4 | 12.46,1 | 24:52.7 | +4:12.9 | 29.423 | | |

| | | | | | | | | | | |
|-----|-------------------|---|--------|---------|--------|---------|---------|---------|--------|----------------|
| 8. | Heidi Liimatainen |  | 6:25,7 | 12:28.9 | 6:32.7 | 12.32,9 | 25:01.8 | +4:22.0 | 29.245 | |
| 9. | Iveta Lange |  | 6:32,4 | 12:24.6 | 6:33.0 | 12.40,7 | 25:05.3 | +4:25.5 | 29.177 | IFSS RR 80.3.1 |
| 10. | Non Davies |  | 7:00,7 | 13:22.9 | 6:59.8 | 13.45,1 | 27:08.0 | +6:28.2 | 26.978 | |
| DNS | Annika Flor |  | 0:00,0 | | | | | DNS | N/A | |
| DNS | Jenny Silver |  | 0:00,0 | | | | | DNS | N/A | |

[List of classes](#)

DBWM
50 **Bikejoring women, masters 50, 2 x 6,1 km 12.2 km**

| Pos. | Name | Country | 1st day split | 1st day | 3.4 km | 2nd day | Time | Behind | Avg. km/h | Breed | Notes |
|------|-----------------------|---|---------------|---------|--------|---------|---------|----------|-----------|-------|-------|
| 1. | Jessica Gommers |  | 5:54,5 | 11:34.0 | 5:59.6 | 11.25,3 | 22:59.3 | | 31.842 | | |
| 2. | Tanja Jäger |  | 6:15,6 | 11:51.0 | 6:16.5 | 11.34,4 | 23:25.4 | +26.1 | 31.251 | | |
| 3. | Kirsi Immonen |  | 6:11,4 | 11:54.9 | 6:14.2 | 11.43,3 | 23:38.2 | +38.9 | 30.969 | | |
| 4. | Elaine Sherwin |  | 6:27,4 | 12:05.4 | 6:24.2 | 11.52,8 | 23:58.2 | +58.9 | 30.538 | | |
| 5. | Jolanda Kuebler |  | 6:30,2 | 12:22.3 | 6:29.0 | 12.12,7 | 24:35.0 | +1:35.7 | 29.776 | | |
| 6. | Pauline Zwaan |  | 6:31,6 | 12:47.7 | 6:34.8 | 12.33,7 | 25:21.4 | +2:22.1 | 28.868 | | |
| 7. | Åsa Olofsson |  | 6:37,1 | 12:50.0 | 6:54.8 | 13.15,8 | 26:05.8 | +3:06.5 | 28.050 | | |
| 8. | Sarmite Linde |  | 7:19,8 | 14:14.9 | 7:16.8 | 13.55,9 | 28:10.8 | +5:11.5 | 25.976 | | |
| 9. | Tuire Mikkonen-Kalpio |  | 7:02,8 | 14:30.1 | 7:23.7 | 14.12,7 | 28:42.8 | +5:43.5 | 25.493 | | |
| 10. | Andrea Schmoeger |  | 6:59,1 | 16:10.6 | 6:54.1 | 16.03,9 | 32:14.5 | +9:15.2 | 22.704 | | |
| 11. | Jo Wormald |  | 8:00,1 | 16:42.9 | 7:53.6 | 16.32,3 | 33:15.2 | +10:15.9 | 22.013 | | |

[List of classes](#)





DBWJ **Bikejoring women junior, 2 x 5,1 km = 10.2 km**




| Pos. | Name | Country | 1st day split | 1st day | 2.1 km | 2nd day | Time | Behind | Avg. km/h | Breed | Notes |
|------|------|---------|---------------|---------|--------|---------|------|--------|-----------|-------|-------|
|------|------|---------|---------------|---------|--------|---------|------|--------|-----------|-------|-------|

| | | | | | | | | | |
|----|------------------------------|---|--------|--------|--------|--------|---------|---------|--------|
| 1. | Eline Andrea Andersen |  | 3:37,8 | 9:15.8 | 3:42.4 | 9.12,3 | 18:28.1 | | 33.138 |
| 2. | Rikke Nordhagen Christiansen |  | 3:40,7 | 9:16.7 | 3:48.3 | 9.25,5 | 18:42.2 | +14.1 | 32.721 |
| 3. | My Blomqvist |  | 3:48,6 | 9:35.1 | 3:42.0 | 9.30,0 | 19:05.1 | +37.0 | 32.067 |
| 4. | Hannah Midtlien Langlie |  | 3:42,1 | 9:41.1 | 3:49.8 | 9.51,1 | 19:32.2 | +1:04.1 | 31.326 |
| 5. | Grace Taylor |  | 3:48,2 | 9:47.8 | 3:51.6 | 9.44,4 | 19:32.2 | +1:04.1 | 31.326 |

[List of classes](#)

DCM Canicross men, 2 x 5,1 km = 10.2 km












| Pos. | Name | Country | 1st day split | 1st day | 2.1 km | 2nd day | Time | Behind | Avg. km/h | Breed | Notes |
|------|------------------|---|---------------|---------|--------|---------|---------|---------|-----------|-------|-------|
| 1. | Ondrej Svehota |  | 5:07,1 | 12:57.1 | 5:17.3 | 13.06,3 | 26:03.4 | | 23.487 | | |
| 2. | Jozef Pelikán |  | 5:18,6 | 13:18.9 | 5:24.8 | 13.22,6 | 26:41.5 | +38.1 | 22.929 | | |
| 3. | Jakub Krzeminski |  | 5:08,5 | 13:33.8 | 5:05.9 | 13.16,3 | 26:50.1 | +46.7 | 22.806 | | |
| 4. | Tuomas Kotinurmi |  | 5:18,3 | 13:42.0 | 5:26.6 | 13.44,5 | 27:26.5 | +1:23.1 | 22.302 | | |
| 5. | Niko Rantanen |  | 5:20,6 | 14:06.0 | 5:23.0 | 13.44,3 | 27:50.3 | +1:46.9 | 21.984 | | |
| 6. | Tomi Cavenius |  | 5:28,5 | 14:16.4 | 5:29.5 | 13.54,0 | 28:10.4 | +2:07.0 | 21.723 | | |
| 7. | Balázs Szucs |  | 5:36,1 | 14:34.1 | 5:52.1 | 14.50,8 | 29:24.9 | +3:21.5 | 20.806 | | |
| 8. | Johan Andersson |  | 5:41,2 | 14:58.4 | 5:43.3 | 14.42,3 | 29:40.7 | +3:37.3 | 20.621 | | |
| 9. | Pavel Pischek |  | 6:08,5 | 15:38.1 | 6:25.2 | 15.53,8 | 31:31.9 | +5:28.5 | 19.409 | | |
| 10. | Jens Blanck |  | 6:06,2 | 15:47.6 | 6:29.6 | 16.11,9 | 31:59.5 | +5:56.1 | 19.130 | | |
| 11. | Ivars Sabanovs |  | 5:54,5 | 16:01.4 | 6:14.8 | 16.24,1 | 32:25.5 | +6:22.1 | 18.874 | | |
| 12. | Andy Leroy |  | 5:59,2 | 16:39.2 | 6:15.5 | 16.21,5 | 33:00.7 | +6:57.3 | 18.539 | | |
| 13. | Jani Salmi |  | 6:28,0 | 17:04.5 | 6:23.0 | 16.01,3 | 33:05.8 | +7:02.4 | 18.491 | | |
| 14. | Tomás Lacuska |  | 6:20,9 | 16:34.8 | 6:33.4 | 16.52,6 | 33:27.4 | +7:24.0 | 18.292 | | |
| 15. | Radim Drozdiák |  | 6:48,9 | 17:33.0 | 6:54.7 | 17.30,7 | 35:03.7 | +9:00.3 | 17.455 | | |

| | | | | | | | | | |
|-----|----------------|---|--------|---------|--------|---------|---------|----------|--------|
| 16. | Adam Jablonski |  | 6:52,4 | 19:37.6 | 7:02.2 | 18.21,6 | 37:59.2 | +11:55.8 | 16.111 |
| DNS | Mikal Lillestu |  | 0:00,0 | | | | DNS | | N/A |
| DNS | Pekka Niemi |  | 0:00,0 | | | | DNS | | N/A |

[List of classes](#)




DCW Canicross women, 2 x 5,1 km = 10.2 km

| Pos. | Name | Country | 1st day split | 1st day | 2.1 km | 2nd day | Time | Behind | Avg. km/h | Breed | Notes |
|------|------------------------------|---|---------------|---------|--------|---------|---------|---------|-----------|-------|-------|
| 1. | Linda Weisser |  | 5:29,8 | 14:21.1 | 5:40.7 | 14.19,8 | 28:40.9 | | 21.338 | | |
| 2. | Sanna Näslund |  | 5:45,3 | 14:37.6 | 5:45.1 | 14.23,7 | 29:01.3 | +20.4 | 21.088 | | |
| 3. | Lucia Pelikánová |  | 5:48,3 | 14:44.8 | 5:48.9 | 14.28,3 | 29:13.1 | +32.2 | 20.946 | | |
| 4. | Nikola Benediková |  | 5:46,5 | 14:43.3 | 5:50.6 | 14.33,5 | 29:16.8 | +35.9 | 20.902 | | |
| 5. | Veronika Kaldová |  | 5:48,5 | 14:49.4 | 5:55.4 | 14.45,6 | 29:35.0 | +54.1 | 20.687 | | |
| 6. | Ella Jyrkinen |  | 5:51,7 | 15:20.7 | 5:43.1 | 14.36,2 | 29:56.9 | +1:16.0 | 20.435 | | |
| 7. | Michaela Srchová |  | 6:00,5 | 15:09.0 | 6:02.2 | 15.04,3 | 30:13.3 | +1:32.4 | 20.250 | | |
| 8. | Kristina Marcellius Hjulstad |  | 5:52,0 | 15:04.4 | 5:55.8 | 15.10,8 | 30:15.2 | +1:34.3 | 20.229 | | |
| 9. | Cajsa Grape |  | 5:54,0 | 15:12.0 | 5:55.5 | 15.12,3 | 30:24.3 | +1:43.4 | 20.128 | | |
| 10. | Olga Alvarez |  | 6:01,8 | 15:18.5 | 6:06.0 | 15.06,5 | 30:25.0 | +1:44.1 | 20.121 | | |
| 11. | Valeria Guridi |  | 5:49,2 | 15:31.1 | 5:50.0 | 15.06,3 | 30:37.4 | +1:56.5 | 19.985 | | |
| 12. | Cristina Fernandez |  | 5:50,2 | 15:31.3 | 5:51.4 | 15.24,7 | 30:56.0 | +2:15.1 | 19.784 | | |
| 13. | Julita Lubianka |  | 5:57,7 | 15:29.8 | 5:57.7 | 15.30,8 | 31:00.6 | +2:19.7 | 19.736 | | |
| 14. | Tessa Phillipaerts |  | 5:49,9 | 15:48.2 | 6:00.3 | 15.33,0 | 31:21.2 | +2:40.3 | 19.519 | | |
| 15. | Leontýna Jurigová |  | 6:00,5 | 15:36.2 | 6:21.2 | 16.38,8 | 32:15.0 | +3:34.1 | 18.977 | | |
| 16. | Katri Grönlund |  | 6:23,4 | 16:30.8 | 6:26.0 | 16.03,7 | 32:34.5 | +3:53.6 | 18.787 | | |
| 17. | Blanka Csizmadia |  | 6:04,1 | 17:08.8 | 6:04.0 | 16.02,5 | 33:11.3 | +4:30.4 | 18.440 | | |

| | | | | | | | | | | | |
|-----|------------------------|---|--------|---------|--------|---------|---------|----------|--------|--|-----------|
| 18. | Laurène Cadene-Schulik |  | 6:37,2 | 16:56.2 | 6:35.7 | 16.29,8 | 33:26.0 | +4:45.1 | 18.305 | | |
| 19. | Karolína Ulcová |  | 6:24,0 | 16:40.5 | 6:49.6 | 16.51,6 | 33:32.1 | +4:51.2 | 18.250 | | |
| 20. | Eva Behrmann |  | 0:00,0 | 16:51.0 | 6:20.1 | 16.46,1 | 33:37.1 | +4:56.2 | 18.204 | | |
| 21. | Viivi Lankinen |  | 6:31,6 | 16:41.7 | 6:41.9 | 17.15,4 | 33:57.1 | +5:16.2 | 18.026 | | |
| 22. | Lucy Matthews |  | 6:21,7 | 17:00.0 | 6:35.1 | 17.00,4 | 34:00.4 | +5:19.5 | 17.996 | | |
| 23. | Annelie Habermann |  | 6:40,3 | 17:20.5 | 6:48.0 | 17.17,4 | 34:37.9 | +5:57.0 | 17.672 | | |
| 24. | Denisa Santínová |  | 6:40,4 | 17:38.4 | 6:39.3 | 17.05,1 | 34:43.5 | +6:02.6 | 17.624 | | |
| 25. | Justine Gamper |  | 6:59,8 | 18:03.0 | 7:33.3 | 18.08,3 | 36:11.3 | +7:30.4 | 16.912 | | |
| 26. | Manon Messen |  | 7:39,5 | 20:18.6 | 8:25.4 | 21.27,6 | 41:46.2 | +13:05.3 | 14.652 | | |
| DNF | Jasmine Dietz |  | 7:53,8 | 23:11.4 | - | | DNF | | N/A | | IFSS RR 9 |
| DNS | Chiara Capezzone |  | 0:00,0 | | | | DNS | | N/A | | |


[List of classes](#)




DCMJ Canicross men junior, 2 x 3,8 km = 7.6 km

| Pos. | Name | Country | 1st day split | 1st day | 2.1 km | 2nd day | Time | Behind | Avg. km/h | Breed | Notes |
|------|-----------------------|---|---------------|---------|--------|---------|---------|---------|-----------|-------|-------|
| 1. | Julian Vinkler-Hansen |  | 6:01,9 | 11:06.3 | 6:06.4 | 11.06,6 | 22:12.9 | | 20.527 | | |
| 2. | Asiel Wernli Alvarez |  | 6:10,3 | 11:40.4 | 6:07.8 | 11.23,6 | 23:04.0 | +51.1 | 19.769 | | |
| 3. | Jann Ole Lahs |  | 6:29,2 | 11:52.7 | 6:41.6 | 12.05,2 | 23:57.9 | +1:45.0 | 19.028 | | |
| 4. | Randel Kuus |  | 7:13,3 | 13:33.1 | 7:23.9 | 13.21,6 | 26:54.7 | +4:41.8 | 16.944 | | |
| 5. | Max Zimmermann |  | 7:27,5 | 13:12.0 | 7:52.9 | 13.46,1 | 26:58.1 | +4:45.2 | 16.909 | | |

[List of classes](#)

DCWJ Canicross women junior, 2 x 3,8 = 7.6 km

| Pos. | Name | Country | 1st day split | 1st day | 2.1 km | 2nd day | Time | Behind | Avg. km/h | Breed | Notes |
|------|--------------|---|---------------|---------|--------|---------|---------|--------|-----------|-------|-------|
| 1. | Ebba Fryxell |  | 6:29,2 | 12:00.3 | 6:30.6 | 11.53,7 | 23:54.0 | | 19.079 | | |

| | | | | | | | | | |
|-----|-----------------------|---|------------|---------|--------|---------|---------|---------|--------|
| 2. | Eline Andrea Andersen |  | 7:36,2 | 14:03.0 | 7:39.9 | 14.17,0 | 28:20.0 | +4:26.0 | 16.094 |
| 3. | Océane Jacquerox |  | 8:12,2 | 16:10.4 | 8:24.9 | 16.05,2 | 32:15.6 | +8:21.6 | 14.135 |
| DNF | Melina Nazeri |  | 00:11:24,9 | 21:15.9 | - | | DNF | | N/A |

[List of classes](#)

© Länsi-Suomen Valjakkourheilijat



Made by ExTime